


8-port relay output board



The PX8500 is an external 8-channel relay board for the connection of digital output boards. It can be cascaded in 16, 24 and 32 relays and is intended for mounting on DIN supporting rails. The board provides a convenient interface between an industrial process and the D-Sub connectors on ADDI-DATA boards.

The change-over contacts of the relay are controlled through 24 V signals. The 24 V voltage supply is protected through varistors and transil diodes.

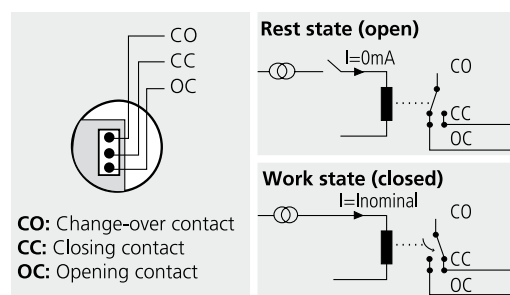
The board is intended for the use with 220 V supply. The creeping distance (acc. to DIN VDE0110) and the connector cross sections allows high-power switching (up to 2,500 VA). The board has a female D-Sub connector for connecting an ADDI-DATA digital 24 V output board through a standard I/O cable ST010. The red LEDs display the state of the relays (open/closed). A green LED displays the ON/OFF of the operating voltage.

The 37-pin cable shielded can be grounded on both sides for the protection against high-frequency EMI

Features

- Relay output board with 8 relays, cascadable in 16, 24 and 32 relays
- Max. switching voltage: 30 VDC/277 VAC
- Max. switching current: 10 A
- All terminals intended for large conductor cross sections up to 2.5 mm²
- Operating voltage display through green LED
- Relay state display through red LED
- Relays mounted on sockets
- High switching capacity
- Long-lasting life

Function principle of the relays



PX8500

For the connection of digital output boards

Cascadable in 16/24/32 relays

8 relays on socket

DIN-rail mounting

30 VDC - 277 VAC

300 W - 2500 VA

10 A

Safety features

- Overvoltage protection of the 24 V supply voltage through varistors and transil diodes
- Contact protection of the relays through varistors (option Vt)
- 4 mm creeping distance between change-over, closer and opening contact
- 6 mm creeping distance between change-over contact and closer of adjoining relay
- Free-wheeling diode in the coil circuit
- With housing for mounting on a standard DIN rail, (option G)
- Operating safety tested according to the low-voltage directive: 73/23/EEC

Applications

- Industrial digital I/O control
- Automatic test equipment
- External high power relay control
- Alarm monitoring
- Test automation
- Alarm monitoring
- Digital monitoring
- ON/OFF monitoring of motors, lights ...
- ...

Specifications

EMC – Electromagnetic compatibility

The product complies with the European EMC directive. The tests were carried out by a certified EMC laboratory in accordance with the norm from the EN 61326 series (IEC 61326). The limit values as set out by the European EMC directive for an industrial environment are complied with. The respective EMC test report is available on request.

Contact side

Type of contacts:	8 change-over
Max. switching voltage:	30 VDC - 277 VAC
Max. switching capacity:	300 W - 2500 VA
Max. switching current:	10 A
Contact resistance:	<100 mΩ
Responding time:	15 ms
Release time:	5 ms
Mechanical life:	5.000.000 operations
Life at max. switching capacity:	100.000 operations

Control side

Switching behaviour:	Monostable
Operating voltage:	24 VAC
Operating efficiency:	533 mW
Switch. frequency at max. load:	20 switchings/minute
Threshold voltage at +20 °C:	16.8 V
Release voltage at +20 °C:	2.4 V

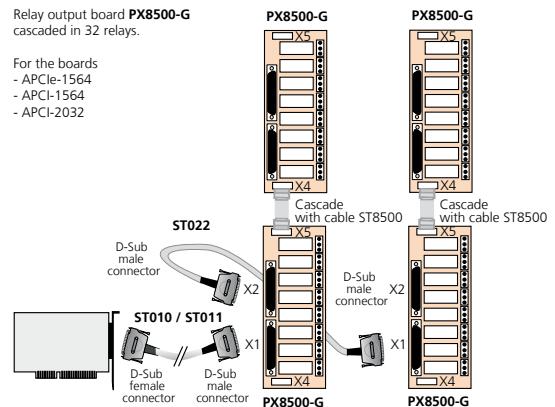
Physical and environmental conditions

Operating voltage:	+ 24 V
Current consumption:	210 mA typ.
Dimensions (L x W x H):	with housing 212 x 87 x 72 mm
Connector:	2 x 37-pin D-Sub female connector
X1:	For the connection to the PC
X2:	For cascading the PX8500 in max. 32 relays, for example the digital output board APCI-2032. In this case the digital output signal 1 corresponds to the 24 V control signal of the relays 1, output 2 to relays 2, etc.
Temperature range:	0-60 °C
Humidity:	30-95 %

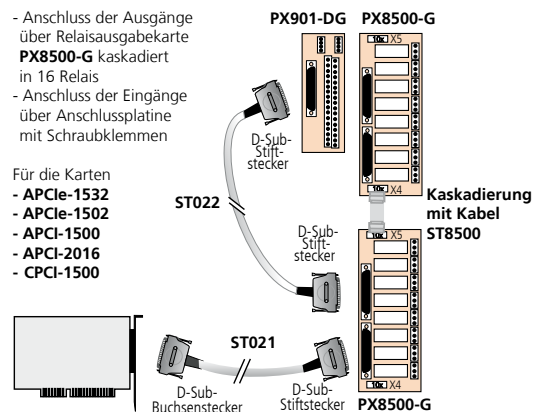


Standard round cable **ST010**

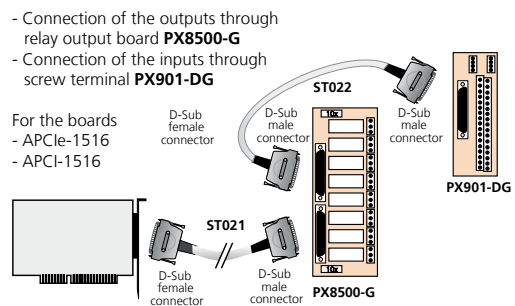
PX8500 cascaded in 32 relays



PX8500 cascaded in 16 relays



Connection example for the digital I/O board APCI-1516



Ordering information

PX8500

8-port relay output board. Incl. technical description.

PX8500-G: With housing for mounting on DIN rail
PX8500-VtG: PX8500 with varistors and housing for mounting on DIN rail

Accessories

- ST8500:** Ribbon cable for cascading the board in 16, 24 or 32 relays
- ST021:** Standard round cable, shielded, for connecting an APCI-1500 or APCI-1516
- ST022:** Standard round cable, shielded, for cascading two PX8500
- ST010:** Standard round cable, shielded, twisted pairs, 2 m, for connecting an APCI-2032, APCI-1564
- ST011:** Same as ST010, 5 m